


IDs: 100 - 124



centimeters



inches



Print with matte paper and matte ink to avoid reflections. Inkjet and pigment printers are recommended over laser printers.


Print at a scale of 100%, 'actual size', with no additional sizing optimizations (not fit to page etc.).

Confirm that your print is accurate by laying a ruler against the guides on this page.

Cut out markers along the crosses and lines leaving the white margin around the marker code.



IDs: 125 - 149



centimeters



inches



Print with matte paper and matte ink to avoid reflections. Inkjet and pigment printers are recommended over laser printers.


Print at a scale of 100%, 'actual size', with no additional sizing optimizations (not fit to page etc.).

Confirm that your print is accurate by laying a ruler against the guides on this page.

Cut out markers along the crosses and lines leaving the white margin around the marker code.



IDs: 150 - 174



centimeters



inches



Print with matte paper and matte ink to avoid reflections. Inkjet and pigment printers are recommended over laser printers.


Print at a scale of 100%, 'actual size', with no additional sizing optimizations (not fit to page etc.).

Confirm that your print is accurate by laying a ruler against the guides on this page.

Cut out markers along the crosses and lines leaving the white margin around the marker code.



IDs: 175 - 199



centimeters



inches



Print with matte paper and matte ink to avoid reflections. Inkjet and pigment printers are recommended over laser printers.

Print at a scale of 100%, 'actual size', with no additional sizing optimizations (not fit to page etc.).

Confirm that your print is accurate by laying a ruler against the guides on this page.

Cut out markers along the crosses and lines leaving the white margin around the marker code.