


IDs: 200 - 205



centimeters



inches




Print with matte paper and matte ink to avoid reflections. Inkjet and pigment printers are recommended over laser printers.

Print at a scale of 100%, 'actual size', with no additional sizing optimizations (not fit to page etc.).

Confirm that your print is accurate by laying a ruler against the guides on this page.

Cut out markers along the crosses and lines leaving the white margin around the marker code.

IDs: 206 - 211



centimeters



inches




Print with matte paper and matte ink to avoid reflections. Inkjet and pigment printers are recommended over laser printers.

Print at a scale of 100%, 'actual size', with no additional sizing optimizations (not fit to page etc.).

Confirm that your print is accurate by laying a ruler against the guides on this page.

Cut out markers along the crosses and lines leaving the white margin around the marker code.

IDs: 212 - 217



centimeters



inches




Print with matte paper and matte ink to avoid reflections. Inkjet and pigment printers are recommended over laser printers.

Print at a scale of 100%, 'actual size', with no additional sizing optimizations (not fit to page etc.).

Confirm that your print is accurate by laying a ruler against the guides on this page.

Cut out markers along the crosses and lines leaving the white margin around the marker code.

IDs: 218 - 223



centimeters



inches




Print with matte paper and matte ink to avoid reflections. Inkjet and pigment printers are recommended over laser printers.

Print at a scale of 100%, 'actual size', with no additional sizing optimizations (not fit to page etc.).

Confirm that your print is accurate by laying a ruler against the guides on this page.

Cut out markers along the crosses and lines leaving the white margin around the marker code.

IDs: 224 - 229



centimeters



inches




Print with matte paper and matte ink to avoid reflections. Inkjet and pigment printers are recommended over laser printers.

Print at a scale of 100%, 'actual size', with no additional sizing optimizations (not fit to page etc.).

Confirm that your print is accurate by laying a ruler against the guides on this page.

Cut out markers along the crosses and lines leaving the white margin around the marker code.

IDs: 230 - 235



centimeters



inches




Print with matte paper and matte ink to avoid reflections. Inkjet and pigment printers are recommended over laser printers.

Print at a scale of 100%, 'actual size', with no additional sizing optimizations (not fit to page etc.).

Confirm that your print is accurate by laying a ruler against the guides on this page.

Cut out markers along the crosses and lines leaving the white margin around the marker code.

IDs: 236 - 241



centimeters



inches




Print with matte paper and matte ink to avoid reflections. Inkjet and pigment printers are recommended over laser printers.

Print at a scale of 100%, 'actual size', with no additional sizing optimizations (not fit to page etc.).

Confirm that your print is accurate by laying a ruler against the guides on this page.

Cut out markers along the crosses and lines leaving the white margin around the marker code.

IDs: 242 - 247



centimeters



inches




Print with matte paper and matte ink to avoid reflections. Inkjet and pigment printers are recommended over laser printers.

Print at a scale of 100%, 'actual size', with no additional sizing optimizations (not fit to page etc.).

Confirm that your print is accurate by laying a ruler against the guides on this page.

Cut out markers along the crosses and lines leaving the white margin around the marker code.

IDs: 248 - 253



centimeters



inches




Print with matte paper and matte ink to avoid reflections. Inkjet and pigment printers are recommended over laser printers.

Print at a scale of 100%, 'actual size', with no additional sizing optimizations (not fit to page etc.).

Confirm that your print is accurate by laying a ruler against the guides on this page.

Cut out markers along the crosses and lines leaving the white margin around the marker code.

IDs: 254 - 259



centimeters



inches




Print with matte paper and matte ink to avoid reflections. Inkjet and pigment printers are recommended over laser printers.

Print at a scale of 100%, 'actual size', with no additional sizing optimizations (not fit to page etc.).

Confirm that your print is accurate by laying a ruler against the guides on this page.

Cut out markers along the crosses and lines leaving the white margin around the marker code.

IDs: 260 - 265



centimeters



inches




Print with matte paper and matte ink to avoid reflections. Inkjet and pigment printers are recommended over laser printers.

Print at a scale of 100%, 'actual size', with no additional sizing optimizations (not fit to page etc.).

Confirm that your print is accurate by laying a ruler against the guides on this page.

Cut out markers along the crosses and lines leaving the white margin around the marker code.

IDs: 266 - 271



centimeters



inches




Print with matte paper and matte ink to avoid reflections. Inkjet and pigment printers are recommended over laser printers.

Print at a scale of 100%, 'actual size', with no additional sizing optimizations (not fit to page etc.).

Confirm that your print is accurate by laying a ruler against the guides on this page.

Cut out markers along the crosses and lines leaving the white margin around the marker code.

IDs: 272 - 277



centimeters



inches




Print with matte paper and matte ink to avoid reflections. Inkjet and pigment printers are recommended over laser printers.

Print at a scale of 100%, 'actual size', with no additional sizing optimizations (not fit to page etc.).

Confirm that your print is accurate by laying a ruler against the guides on this page.

Cut out markers along the crosses and lines leaving the white margin around the marker code.

IDs: 278 - 283



centimeters



inches



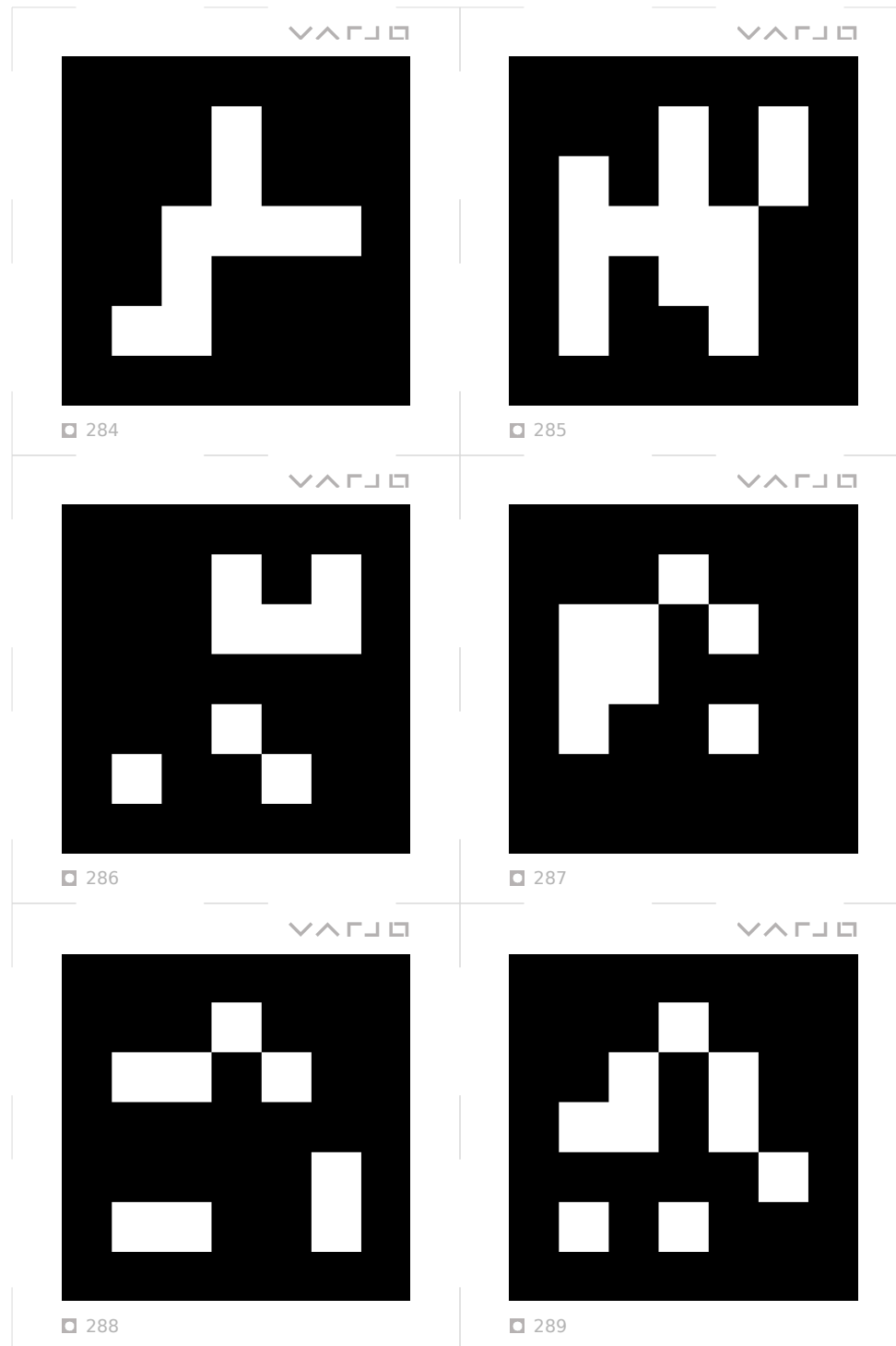
Print with matte paper and matte ink to avoid reflections. Inkjet and pigment printers are recommended over laser printers.

Print at a scale of 100%, 'actual size', with no additional sizing optimizations (not fit to page etc.).

Confirm that your print is accurate by laying a ruler against the guides on this page.

Cut out markers along the crosses and lines leaving the white margin around the marker code.

IDs: 284 - 289



centimeters



inches




Print with matte paper and matte ink to avoid reflections. Inkjet and pigment printers are recommended over laser printers.

Print at a scale of 100%, 'actual size', with no additional sizing optimizations (not fit to page etc.).

Confirm that your print is accurate by laying a ruler against the guides on this page.

Cut out markers along the crosses and lines leaving the white margin around the marker code.

IDs: 290 - 295



centimeters



inches




Print with matte paper and matte ink to avoid reflections. Inkjet and pigment printers are recommended over laser printers.

Print at a scale of 100%, 'actual size', with no additional sizing optimizations (not fit to page etc.).

Confirm that your print is accurate by laying a ruler against the guides on this page.

Cut out markers along the crosses and lines leaving the white margin around the marker code.

IDs: 296 - 299



centimeters



inches



Print with matte paper and matte ink to avoid reflections. Inkjet and pigment printers are recommended over laser printers.

Print at a scale of 100%, 'actual size', with no additional sizing optimizations (not fit to page etc.).

Confirm that your print is accurate by laying a ruler against the guides on this page.

Cut out markers along the crosses and lines leaving the white margin around the marker code.